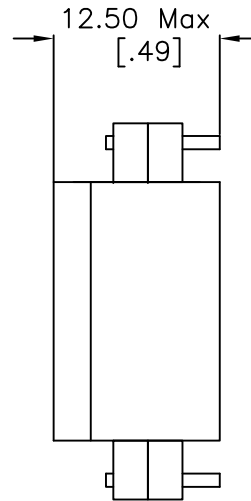
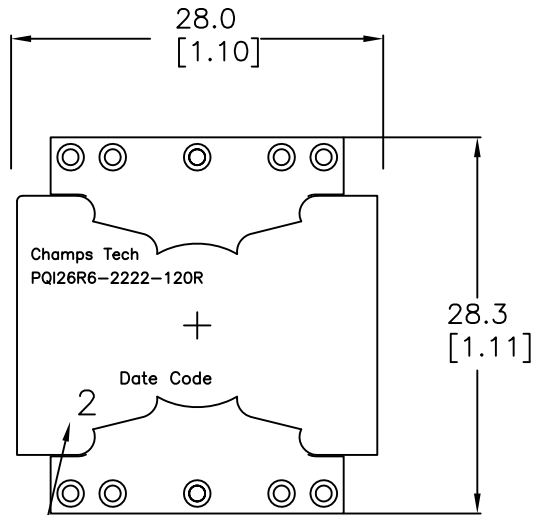
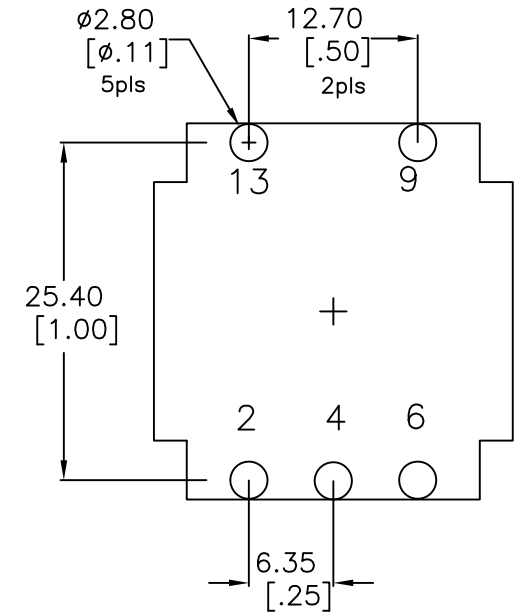


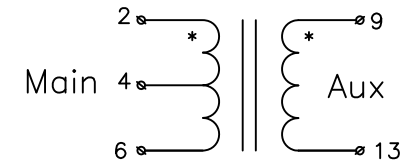
MECHANICAL DIMENSIONS



SUGGESTED PAD LAYOUT



SCHEMATIC



ONLY PIN #S 2,4,6,9,13 ARE POPULATED
PIN #4 IS KEYING PIN FOR ORIENTATION

Electrical Information:

1. TURNS [2-6] : [9-13] = 1.0 \pm 2%
2. INDUCTANCE [2-6] = 120 μ H \pm 10% @100kHz/1.0V
- 2b. INDUCTANCE [2-6] = 108.0 μ H Min @100kHz/1.0V @5Adc
3. LEAKAGE INDUCTANCE [2-6] : SHORT 9-13 = 1.0 μ H Nom @100kHz
4. DCR [2-6] = 150 mohms Nom, DCR [9-13] = 150 mohms Nom,
5. PEAK CURRENT RATING COMBINED [2-6] = 2.5A || [9-13] = 2.5A
6. RMS MAX CURRENT RATING COMBINED [2-6] = 3.0A || [9-13] = 3.0A
7. CAPACITANCE 2,6 to 9,13 = 180 pF Nom @100kHz
8. DIELECTRIC ISOLATION: [2,6] : [9,13] > 1500 VDC
DIELECTRIC ISOLATION: [9,13] : CORE > 500 Vdc
9. RoHS Level 6/6 Compliant | Pins 96/4 Sn/Ag Plating
10. Operating Temp Range -55C to +130C [Inclusive of Application Temp Rise]
11. Storage Temp Range -55C to +130C [Materials rated to +170C]

No.	DESCRIPTION	REVISIONS	DATE	APPR
THIRD ANGLE PROJECTION				
CHAMPS TECHNOLOGIES				
TOLERANCES/UNITS in MM UNLESS OTHERWISE INDICATED		SIGN	DATE	Champs-Tech PN PQI26R6-2222-120R
.XXX \pm 0.18	DRAWN		11/8/16	Customer
.XX \pm 0.38	CHKD			Part #:
.X \pm 1.0	APPR			ISSUE A
ANGLE \pm				REV 00
SIZE A4		SCALE 2:1		