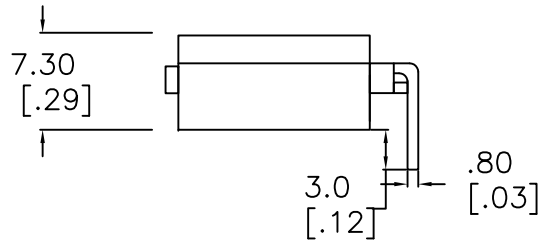
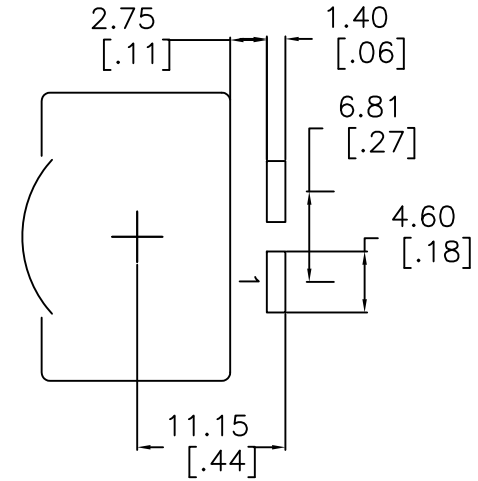
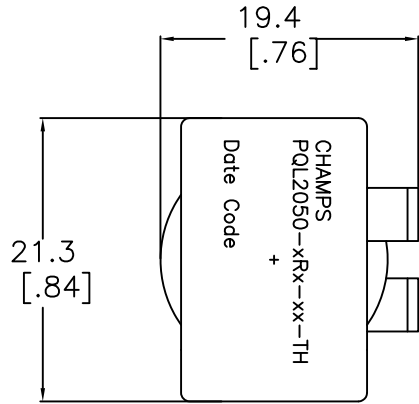
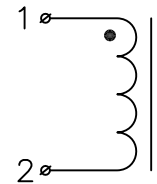


1 2 3 4 5 6 7 8

SUGGESTED THRU-HOLE LAYOUT



Schematic



NOTES:

1. INDUCTANCE [1-2] = 7.8 uH ±10% @100kHz 1.0V @ 0Adc
2. INDUCTANCE [1-2] = Within Range ±10% Measured Value at 0Adc @Irated 8.8Adc
3. DCR [1-2] = 2.2 mohms Nom.
4. DIELECTRIC ISOLATION > 500 VDC [1-2] : CORE
5. SATURATION CURRENT @25C = 10Adc | @100C = 9.5Adc
6. HEATING CURRENT FOR 40C RISE AT 25C AMBIENT = 22 Adc
7. Operating Ambient Temperature: -55C to +130C
8. RoHS Level 6/6, REACH & CMRT Compliant || 96/4 Sn/Ag Pin Composition

No.	DESCRIPTION	REVISIONS	DATE	APPR
THIRD ANGLE PROJECTION				
CHAMPS TECHNOLOGIES				
TOLERANCES/UNITS in MM UNLESS OTHERWISE INDICATED		SIGN	DATE	Champs-Tech PN PQL2050-7R8-9-TH
.XXX ± 0.254	DRAWN	HE	01.15.18	Customer
.XX ± 0.38	CHKD			Part #:
.X ± 0.78	APPR			ISSUE A
ANGLE ±				REV 00
SIZE			SCALE 2:1	