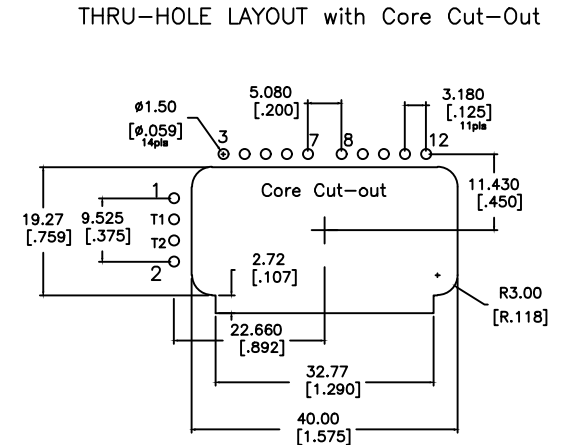
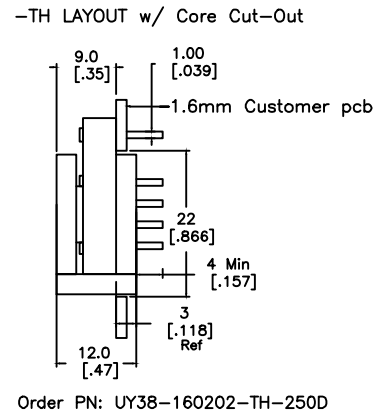
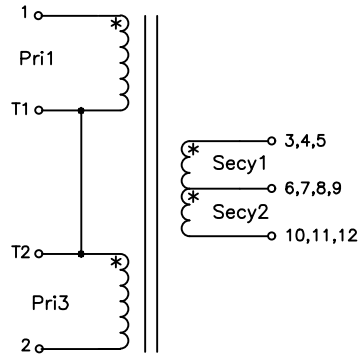


Schematic



Electrical Information:

1. TURNS RATIO [1-2]:[3,4,5-6,7,8,9] & [6,7,8,9-10,11,12]=8:1 ±2%
2. INDUCTANCE [1-2] = 380 uH Nom. ±25% @100kHz/1.0V
3. LEAKAGE INDUCTANCE [1-2] : SHORT 3 thru 12 = 200 nH Nom @100kHz
4. DCR [1-2]=60 mohms Nom; [3,4,5-6,7,8,9]=[6,7,8,9-10,11,12]=1.5 mohms Nom
5. CAPACITANCE 1,2 to 3,12 = 420 pF Nom @100kHz
6. DIELECTRIC ISOLATION: [1,2] : [3,7][8,12] : CORE > 2500 VDC
DIELECTRIC ISOLATION: [3,7][8,12] : CORE > 500 VDC
7. RoHS & Reach Compliant
8. Temp Range: -55C To +155C [Inclusive of Temp Rise]

No.	DESCRIPTION	REVISIONS	DATE	APPR
THIRD ANGLE PROJECTION				
CHAMPS TECHNOLOGIES				
DRAWN		SIGN	DATE	Champs-Tech PN UY38-160202-TH-250D
CHKD		E.L.	4/27/26	Customer
APPR		J.L.		Part #: ISSUE A REV 0508
		H.E.	1152.24-02	SIZE SCALE 1:1