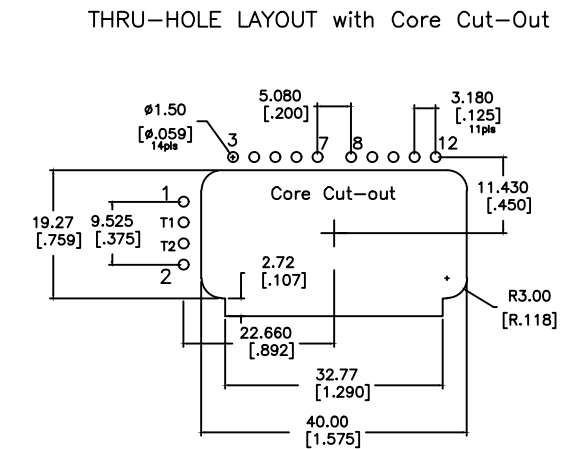
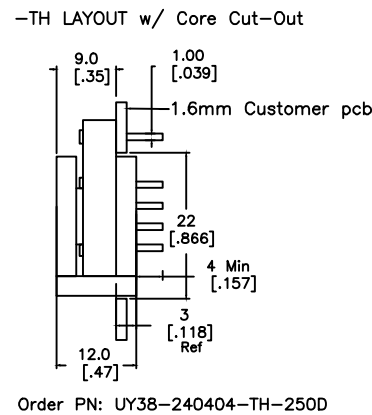
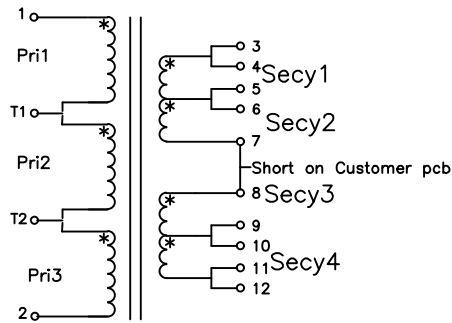


Schematic



Electrical Information:

1. TURNS RATIO [1-2] : [3,4-7] & [8-11,12] = 6:1 ±2%
2. INDUCTANCE [1-2] = 860 uH Nom. ±25% @100kHz/1.0V
3. LEAKAGE INDUCTANCE [1-2] : SHORT 3 thru 12 = 300 nH Nom @100kHz
4. DCR [1-2]= 78 mohms Nom || [3-7]=[8-12]= 3 mohms Nom
5. CAPACITANCE 1,2 to 3,12 = 560 pF Nom @100kHz
6. DIELECTRIC ISOLATION: [1,2] : [3,7][8,12] : CORE > 2500 VDC
DIELECTRIC ISOLATION: [3,7][8,12] : CORE > 500 VDC
7. RoHS & Reach Compliant
8. Temp Range: -55C To +155C [Inclusive of Temp Rise]

No.	DESCRIPTION	REVISIONS	DATE	APPR	
THIRD ANGLE PROJECTION					
CHAMPS TECHNOLOGIES					
DRAWN		SIGN	DATE	Champs-Tech PN UY38-240404-TH-250D	
CHKD		E.L.	4/27/26	Customer	ISSUE
APPR		J.L.		Part #:	A
		H.E.	115.2.24-02	SIZE	REV
				SCALE 1:1	OO